


Der Porsche Brief

North Florida Porsche Club of America



IN THE SPOTLIGHT

IRINA ROBERTS ART

Art by Irina Roberts is in our spotlight this quarter. Irina creates custom art - including a beautiful painting of Scotty Roberts' Porsche.

NORTH FLORIDA

SUMMER PLANTATION

DRIVE & DINE

The day started with grey skies and a threat of rain. One by one 17 cars lined up...

IN THE TRAVEL LANE

GATHERING AT THE 6TH STREET BRIDGE

Scott Groundwater found Porsche enthusiast Magnus Walker at the 6th Street Bridge Outlaw Gathering in California

IN THE GARAGE

GARAGE MAHAL LITE

Janelle and Roy Vaughan's incredible Garage renovation. Including a great description, pictures, and estimated costs (some amounts may have changed.)

NORTH FLORIDA

TAYLOR HAUGEN

FOUNDATION

Kathy and Brian Haugen were featured on ABC's Good Morning America 3 to share about the "Youth Equipment for Sports Safety" program administered through their Taylor Haugen Foundation.

IN PCA NEWS

DIGITAL MEMBERSHIP

PCA members can now opt into the digital membership card, available for Apple and Android digital wallets.


In the Spotlight:

Irina Roberts Art

PCA member, Irina Roberts is a self-taught artist. Irina creates beautiful custom art - including a beautiful painting of her Father-in-law' Scotty Robert's Porsche. She picked up the paint brush in the summer of 2018 to see if she can make her ideas come to life. She has always dreamed of a job that will bring happiness to people's homes, and now she is beyond thankful that she can deliver that through her artwork. Her primary inspiration comes from the natural beauty of the Emerald Coast, and her love for animals. However, Irina constantly searches for new ideas and challenges.

Irina and Shaun Roberts are members of the North Florida PCA Region. They are owners of a 2020 Panamera and a 2022 Porsche 911 Carrera.

For more information about how to order your own custom art, contact Irina Roberts at: irinarobertsart@gmail.com



Art By Irina Roberts

850.842.9294

irinarobertsart@gmail.com

Web: irinarobertsart.com

Facebook: Art By Irina Roberts

Instagram: @artbyirinaroberts

SUMMER PLANTATION DRIVE AND DINE

By Steve Bolles



September second started with grey skies and a threat of rain. John and Lynn Sipay patiently waiting for the NFL Porsche members to show up. One by one until 17 cars lined up. Waivers were signed, the safety briefing given, and John's announcement that we will have another drive before year end.

LeMans start, just kidding, and all cars began exiting the Dairy Queen. The canopy roads were spectacular and populated hill to hill, turn to turn, and bumper to bumper with Porsche's. Every car is unique in their own right and with great history - just ask.

One rest stop, which yours truly really appreciated, and off we went heading for Horizons Bar and Grill. We completely filled the private patio and found the setting and wait service to be fantastic. It was so good to see everyone and look forward to our Social this month at Glory Days. Cheers - Steve.



"The canopy roads were spectacular and populated hill to hill, turn to turn, and bumper to bumper with Porsche's."

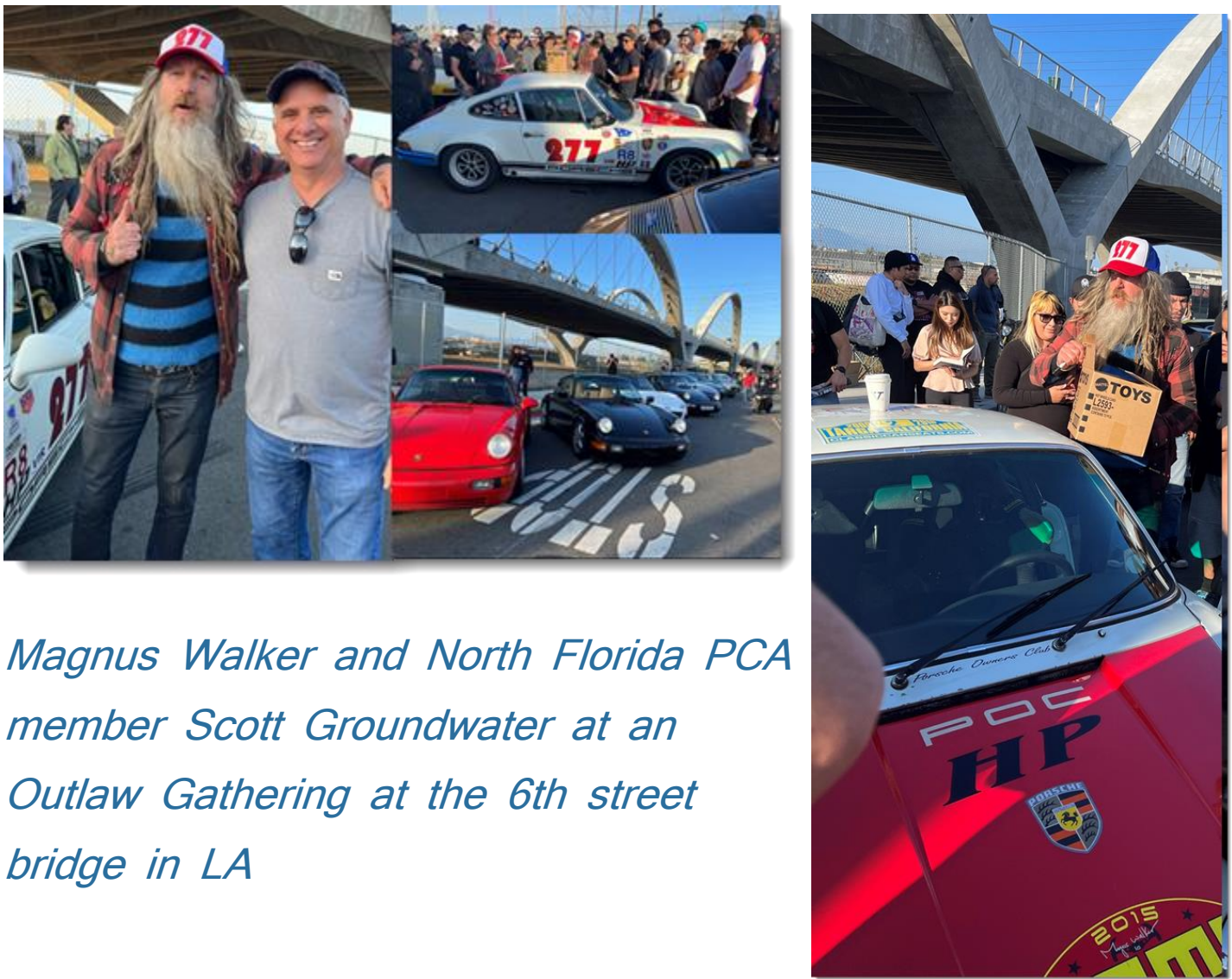
Steve Bolles

GATHERING AT THE 6TH STREET BRIDGE

Hanging with Magnus Walker and Scott Groundwater

On a recent work trip to California, North Florida PCA member Scott Groundwater's Instagram page notified him of a new event. Magnus Walker was holding an Outlaw Gathering at the 6th street bridge in LA. Scott left Chino, headed to LA, got to see a ton of modified Porsche 911's and other modified cars. It was a great time, and the pictures really show that it was a wonderful event.

Interesting to note: "Magnus Walker is a British former fashion designer and car collector. He emigrated to the United States in 1986 at the age of nineteen and eventually established a clothing brand, called Serious, with his late wife, Karen Caid Walker. Having been fascinated with Porsche since childhood, Walker started collecting and customizing vintage Porsches, mostly the air-cooled 911 model. After the documentary Urban Outlaw about his life, Walker became one of the world's most visible faces of the Porsche and car collecting scene." - Wikipedia.org



Magnus Walker and North Florida PCA member Scott Groundwater at an Outlaw Gathering at the 6th street bridge in LA

GARAGE MAHAL LITE

By Roy Vaughn

Ah retirement! Time to do all of those long-delayed projects that you have planned, but now no money to do them. As my friend Cathy Stephenson says "I love everyday of retirement except payday".

One of those planned projects was to really spiff-up (technical term) the garage. After all that's where your precious babies sleep. No, the granddaughters sleep upstairs; the other precious babies.

This is one of those projects that got a little carried away, but the results are gratifying. The genesis was to add some more storage that would create a neater, cleaner look in the garage. That was accomplished with some garage-specific cabinets and shelves from one of the home improvement stores (Highes?). The cabinets looked so nice that it led to repainting the walls and trim. Then I really needed a new roller tool chest because my old one really looked shabby next to the new cabinets and paint. And there was that area on the wall that was crying out for a flat screen TV. After all, you have to have the races on the TV while you are waxing the babies!

OK, now the project is complete. Or is it? The bare concrete floor with its 25-plus years of dripping automotive bodily fluids now really cried out for some TLC. What's the best way to go? I looked at the epoxy floor paints that were out there. It looked great in the photos. But the floor needs to be scrupulously cleaned of those fluid stains. Hot tires have reportedly pulled up the paint. You can't drive on it for several days while it cures, leaving your precious babies out in the cold and rain. Never!

So now what? Enter polypropylene garage tiles. After all, I have seen the Indy Car teams use them for temporary garage floors in the paddock area at Barber Motorsports Park and Indy. Maybe that's the answer. Some midnight oil on Al Gore's information super highway convinced me that was the way to go.

Most of the sites that sell the tiles have design applications that will let you play around with colors and patterns and at the end totals the number of each color tile required and prices out the cost of your garage floor masterpiece. My choice was a main field of

Alloy and Graphite checkerboard, with a Shelby Blue walkway and perimeter and Graphite ramped entrance edge tile. They also provide videos showing how to install the new flooring. My order arrived in nine 2' X 2' boxes along with four rolls of heavy rubber underlayment. Now the work begins.



You start by cleaning the floor and then putting down the rubber underlayment. (The underlayment is actually optional but it does provide a cushioning effect and makes the floor quieter.)

GARAGE MAHAL LITE



When putting down the rubber underlayment, four hands are better than two, especially when taping the seams.



The instructions tell you to start with the base course and the left side forming a large "L".



GARAGE MAHAL LITE



From there you fill in the field in accordance with your pattern you printed from the vendors design application. The field goes down really quickly because they just snap together.

The time-consuming part of the installation process is cutting the tiles to the proper dimensions to neatly fill in the perimeter. A power saw with a fine-toothed blade made it easy to cut the tiles to your required size, but it was exacting and time consuming.



It took one full day to clean the floor, install the underlayment, and install all the tile in the main field. It took another full day to trim and install the tiles around the perimeter.



GARAGE MAHAL LITE



I think that the results of the two days work on the floor were transformative!

Costs, you ask? My garage is a 19' X 20' two car and the total cost for the tile and the underlayment was about \$1250. Throw in \$15 for seam tape and \$10 for a fine-toothed

saw blade. Without the underlayment, I could have completed the tile for about \$1000. In comparison, the epoxy paint materials would have cost about \$500, and a friend that had a professional painter epoxy his garage floor spent more than I did for my tile floor.

Of course, I did the labor with some help from Janelle.



I love the results! My neighbors think it would now be a great place for a party.

My own little Garage Mahal Lite project is now done, and its just the right spot to tuck in the babies for the night.

Ooh, what about a stereo system?

TAYLOR HAUGEN FOUNDATION AND YESS: YOUTH EQUIPMENT FOR SPORTS SAFETY

By Roy Vaughn



North Florida Region members Brian and Kathy Haugen were featured on the national ABC News program *Good Morning America 3 (GMA3)* on August 31st.

Brian and Kathy were discussing the YESS program. YESS is “**Youth Equipment for Sports Safety**”, and is a program administered through their **Taylor Haugen Foundation**. The foundation was established following the death of their son Taylor from an abdominal injury sustained while playing in a Niceville High School football game in August 2008. They have worked tirelessly to reduce the chance of other student athletes suffering similar injuries.

“Abdominal injuries in football, particularly youth football, are more common than most people realize. They can cause serious damage to the ribs, spleen, liver, and other organs, and they have even led to death for some. We hope the sport participant, parents & athletic supporters would take these risks seriously and protect our kids.”

The program’s goals are:

Educate students, their parents and the community on the risks associated with abdominal sports injuries and prevention.

Most middle school and high school students and parents simply do not know the quality of equipment that is made available to Collegiate and Professional athletes today. This high-end equipment is cutting edge. It can better protect athletes from injuries, and yes, it tends to be more expensive than traditional protective gear. The goal of the YESS Program - Youth Equipment for Sports Safety is to raise awareness and educate about this next generation of abdominal protection equipment, how it is made available for their team, and to facilitate access to this cutting-edge equipment. Equip middle and high school students with the highest quality protective sports equipment commonly available only to college and professional athletes. Promote abdominal protection and safety equipment to all secondary youth athletes, parents, and coaches. The program has now reached over 7000 student athletes in 18 states, including Niceville Schools. They are striving to grow the program’s impact. As Taylor said: “Don’t quit - Never give up!” If you would like more information about the YESS program, or if you would like to donate, you can find additional information at:

<https://taylorhaugen.org/yess-program/>

Equip middle and high school students with the highest quality protective sports equipment commonly available only to college and professional athletes.

Promote abdominal protection and safety equipment to all secondary youth athletes, parents, and coaches.

The program has now reached over 7000 student athletes in 18 states, including Niceville Schools. They are striving to grow the program’s impact. As Taylor said: “Don’t quit - Never give up!”

If you would like more information about the YESS program, or if you would like to donate, you can find additional information at: <https://taylorhaugen.org/yess-program/>

DOWNLOAD YOUR **PCA Digital Membership Card**



PCA members can now opt in to the digital membership card, available for Apple and Android digital wallets.

It's easy and quick to download! Once in your wallet, your card is easily accessible when you need it.



VISIT [PCADIGITALCARD.ORG](https://pcadigitalcard.org) FOR MORE INFORMATION